

New Jersey State IDPA

April 20 & 21 2007

All Shooters

CDP Champion: Scott Shalter CDP - Master 176.73 (27)
 ESP Champion: Joe Linskey ESP - Expert 169.99 (28)
 SSP Champion: Todd Redl SSP - Master 157.01 (22)
 ESR Champion: Dave Olhasso ESR - Master 201.06 (54)
 SSR Champion: Ted Murphy SSR - Expert 272.18 (39)

High Senior: Scott Shalter CDP - Master 176.73 (27)
 High Lady: Judith Lafreniere ESP - Expert 230.62 (31)
 High Law Enforcement: Joe Linskey ESP - Expert 169.99 (28)
 High Junior: James McGinty ESP - Expert 176.72 (43)
 High Distinguished Senior: Gene Devereaux SSP - Sharpshooter 237.52 (60)
 Most Accurate: James Meyers SSP - Expert 241.70 (6)

Match Score	--Penalties--					Stage 1 0000-0200	Stage 2 0200-0600	Stage 3 0600-0800	Stage 4 0800-1000	Stage 5 1000-1200	Stage 6 1200-1400	Stage 7 1400-1600	Stage 8 1600-1800	Stage 9 1800-2000	Stage 10 2000-2200
	PD	NT	PE	FN											

CDP - Custom Defensive Pistol

CDP - Master


DC	Shalter, Scott	176.73	27	0	1	0	16.47 (5)	24.54 (2)	12.87 (0)	14.66 (1)	13.10 (0)	15.99 (1)	23.10 (1)	25.50 (6)	11.35 (2)	19.15 (9)
1	Redl, Mark	180.91	45	0	0	1	15.42 (2)	20.26(2)	10.61(2)	23.82 (13)	14.42 (0)	15.90 (2)	25.53 (8)	25.09 (8)	15.37 (8)	14.49 (0)

CDP - Expert

1	Stasko, Andy	192.85	60	0	3	1	17.57 (12)	32.67 (9)	18.36 (9)	15.00 (4)	14.81 (1)	14.57 (1)	20.71 (2)	26.45 (10)	14.72 (9)	17.99 (3)
2	Tally, William	195.66	91	1	1	0	23.29 (19)	25.76 (8)	14.00 (8)	19.39 (7)	13.31 (5)	19.40 (3)	20.41 (7)	31.69 (24)	11.20 (4)	17.21 (6)
3	Stepien, John	198.91	55	0	0	0	17.76 (10)	27.82 (12)	12.98 (2)	16.20 (5)	13.48 (1)	16.96 (0)	25.87 (2)	35.05 (16)	12.01 (4)	20.78 (3)
4	Bass, Michael	216.67	34	0	0	0	20.36 (4)	29.64 (2)	15.55 (4)	17.21 (6)	15.91 (1)	15.94 (0)	36.03 (5)	33.10 (10)	12.13 (0)	20.80 (2)
5	Alexander, Michael	230.39	52	1	1	0	17.85 (7)	34.34 (6)	16.89 (2)	24.27 (4)	18.85 (3)	20.48 (2)	29.92 (3)	30.46 (17)	16.98 (7)	20.35 (1)

CDP - Sharpshooter

1	Cronin, Patrick	216.80	92	0	1	1	18.33 (11)	26.46 (7)	17.78 (7)	23.52 (10)	18.35 (5)	20.23 (2)	24.67 (3)	32.93 (27)	16.65 (12)	17.88 (8)
2	Rosenthal, Bill	236.19	48	0	1	0	25.01 (11)	31.79 (2)	15.20 (3)	21.59 (4)	18.91 (2)	20.46 (2)	33.55 (6)	31.67 (11)	17.15 (3)	20.86 (4)
3	Thompson, John	236.87	57	1	1	0	28.47 (19)	30.76 (5)	13.85 (2)	19.46 (6)	20.07 (4)	20.04 (1)	29.85 (7)	32.32 (6)	12.92 (1)	29.13 (6)
4	Schiffman, Larry	262.41	84	0	1	0	27.19 (7)	31.55 (9)	20.35 (5)	26.78 (12)	18.85 (4)	25.44 (4)	33.19 (9)	37.42 (22)	18.17 (4)	23.47 (8)
5	Rosenthal, Peter	266.33	62	2	0	1	39.65 (30)	34.21 (3)	21.98 (2)	19.44 (0)	22.07 (0)	19.08 (0)	32.80 (4)	32.55 (11)	16.06 (5)	28.49 (7)
6	Cassidy, Bill	283.21	102	1	0	1	28.05 (23)	31.70 (12)	24.20 (10)	22.50 (4)	21.20 (2)	19.60 (1)	50.56 (11)	32.98 (20)	19.60 (7)	32.82 (12)



New Jersey State IDPA

April 20 & 21 2007

All Shooters

Match Score --Penalties-- PD NT PE FN Stage 1 0000-0200 Stage 2 0200-0600 Stage 3 0600-0800 Stage 4 0800-1000 Stage 5 1000-1200 Stage 6 1200-1400 Stage 7 1400-1600 Stage 8 1600-1800 Stage 9 1800-2000 Stage 10 2000-2200

CDP - Marksman

Rank	Name	Match Score	PD	NT	PE	FN	Stage 1 0000-0200	Stage 2 0200-0600	Stage 3 0600-0800	Stage 4 0800-1000	Stage 5 1000-1200	Stage 6 1200-1400	Stage 7 1400-1600	Stage 8 1600-1800	Stage 9 1800-2000	Stage 10 2000-2200
1	Lavallee, Paul	227.01	37	0	0	0	22.71 (8)	31.59 (1)	13.87 (1)	17.59 (2)	21.14 (0)	20.34 (0)	24.87 (2)	32.86 (10)	19.22 (8)	22.82 (5)
2	Kirkpatrick, Tim	265.29	38	0	2	0	24.18 (9)	39.71 (8)	14.80 (0)	21.31 (6)	18.73 (0)	24.69 (1)	31.09 (3)	43.66 (4)	21.06 (4)	26.06 (3)
3	Chiappardi, Frank	277.31	94	0	1	0	31.04 (22)	40.43 (11)	15.08 (1)	25.89 (14)	19.14 (2)	24.15 (12)	38.07 (5)	40.52 (16)	17.85 (5)	25.14 (6)
4	Dwyer, Robert	294.54	83	1	5	1	32.45 (13)	33.16 (8)	21.30 (3)	25.18 (12)	30.31 (0)	37.66 (15)	42.42 (9)	36.96 (15)	14.83 (6)	20.27 (2)
5	Giltner, Mathew	324.18	143	1	2	4	36.35 (28)	49.51 (20)	16.39 (0)	23.44 (5)	21.09 (11)	24.79 (9)	55.97 (22)	35.59 (26)	26.15 (18)	34.90 (4)
6	Kachel, Jeffrey	335.31	74	1	1	0	28.24 (9)	47.60 (6)	22.77 (2)	32.57 (18)	28.82 (2)	23.84 (0)	59.20 (12)	41.41 (16)	18.48 (5)	32.38 (4)
7	Burris, Roger	358.23	104	1	1	2	27.71 (14)	70.52 (18)	33.73 (3)	34.51 (20)	22.43 (3)	27.93 (6)	42.97 (13)	39.55 (17)	19.01 (4)	39.87 (6)
8	Tinley, John	365.25	71	0	4	0	38.61 (11)	50.71 (12)	23.71 (1)	29.22 (12)	28.17 (6)	33.17 (2)	52.50 (13)	43.12 (8)	36.21 (3)	29.83 (3)
9	Thompson, Bill	429.41	162	0	0	1	34.14 (16)	57.38 (21)	24.21 (11)	58.42 (23)	27.15 (1)	31.98 (4)	61.24 (16)	71.81 (62)	25.61 (2)	37.47 (6)
10	Bakelaar, Philip	461.09	104	0	3	0	41.84 (13)	65.10 (14)	30.96 (11)	33.15 (11)	51.57 (7)	33.88 (5)	62.29 (11)	53.35 (18)	41.42 (7)	47.53 (7)
11	Richards, Kitty	589.10	63	0	0	1	59.86 (12)	62.67 (2)	47.08 (6)	35.24 (13)	40.66 (8)	55.36 (7)	106.50 (6)	64.78 (5)	55.35 (4)	61.60 (0)
12	Beinert, William	1401.05	137	1	1	0	32.55 (17)	49.38 (21)	30.37 (9)	41.52 (11)	999.00 (0)	27.58 (2)	77.53 (12)	66.94 (28)	27.24 (15)	48.94 (22)
13	Chotkowski, Alexander	2378.77	56	1	4	0	25.12 (9)	77.96 (11)	999.00 (0)	999.00 (0)	46.26 (0)	37.78 (1)	71.49 (7)	58.94 (11)	22.46 (10)	40.76 (7)


ESP - Enhanced Service Pistol

ESP - Master

1	Wang, Dwight	184.48	41	0	2	0	14.84 (2)	29.31 (2)	13.71 (2)	17.09 (5)	13.89 (1)	15.70 (0)	24.45 (8)	27.05 (12)	11.85 (3)	16.59 (6)
2	Mozelewski, Joseph	188.99	52	0	2	0	17.34 (4)	25.79 (8)	14.74 (3)	17.57 (6)	14.95 (5)	12.84(0)	19.95(2)	25.27 (10)	14.83 (6)	25.71 (8)
3	Perone, Bruce	200.55	63	0	0	1	19.43 (12)	31.02 (18)	14.79 (4)	16.48 (3)	8.86(1)	16.09 (1)	33.99 (8)	28.28 (7)	14.72 (5)	16.89 (4)

ESP - Expert

DC	Linskey, Joe	169.99	28	0	0	0	19.17 (6)	22.32 (5)	10.81 (1)	14.54 (2)	14.15 (2)	18.65 (5)	20.54 (0)	24.45 (4)	10.35 (0)	15.01 (3)
1	McGinty, James	176.72	43	1	2	0	12.95(3)	22.72 (9)	13.07 (3)	14.84 (7)	13.18 (1)	13.91 (2)	25.64 (0)	27.94 (13)	11.77 (2)	20.70 (3)
2	Sherman, Steven	181.84	35	1	0	0	15.85 (5)	30.76 (3)	11.56 (1)	17.23 (5)	13.69 (2)	13.00 (0)	22.00 (2)	23.20 (7)	13.14 (4)	21.41 (6)
3	Streichert, David	202.62	50	0	2	1	15.21 (4)	26.57 (6)	12.34 (0)	15.37 (6)	13.40 (1)	19.67 (2)	36.15 (9)	31.08 (16)	17.12 (2)	15.71 (4)
4	Patsellis, Mark	209.77	68	0	2	2	20.65 (15)	23.58 (4)	12.23 (3)	21.07 (8)	13.88 (1)	19.55 (1)	38.21 (13)	31.84 (15)	12.30 (4)	16.46 (4)
5	McGinty, Joe	214.55	35	0	0	0	18.73 (5)	25.59 (2)	14.63 (1)	19.84 (6)	21.51 (1)	18.33 (0)	29.19 (4)	31.66 (9)	15.31 (1)	19.76 (6)
6	Lafreniere, Judith	230.62	31	1	0	1	18.61 (6)	28.85 (3)	16.00 (0)	25.62 (5)	20.78 (1)	18.06 (0)	41.83 (9)	27.15 (3)	15.43 (3)	18.29 (1)



New Jersey State IDPA


April 20 & 21 2007

All Shooters

Match Score --Penalties-- PD NT PE FN Stage 1 0000-0200 Stage 2 0200-0600 Stage 3 0600-0800 Stage 4 0800-1000 Stage 5 1000-1200 Stage 6 1200-1400 Stage 7 1400-1600 Stage 8 1600-1800 Stage 9 1800-2000 Stage 10 2000-2200

ESP - Sharpshooter

Rank	Name	Match Score	PD	NT	PE	FN	Stage 1 0000-0200	Stage 2 0200-0600	Stage 3 0600-0800	Stage 4 0800-1000	Stage 5 1000-1200	Stage 6 1200-1400	Stage 7 1400-1600	Stage 8 1600-1800	Stage 9 1800-2000	Stage 10 2000-2200
1	Plum, John	206.92	26	0	1	0	17.47 (2)	38.11 (3)	13.37 (0)	17.36 (2)	15.24 (0)	16.49 (0)	26.36 (2)	30.30 (15)	14.01 (1)	18.21 (1)
2	Norman, James	214.18	50	1	0	0	17.19 (3)	28.90 (3)	14.35 (3)	20.58 (11)	18.62 (7)	15.94 (2)	31.35 (9)	28.24 (4)	16.13 (5)	22.88 (3)
3	Carlbom, Lee	229.37	62	0	0	0	22.33 (8)	30.41 (5)	14.10 (1)	18.96 (6)	17.40 (4)	18.65 (3)	36.91 (4)	36.46 (19)	16.26 (7)	17.89 (5)
4	George, Robert	235.03	68	0	1	0	18.02 (6)	30.97 (10)	14.10 (3)	19.30 (9)	30.10 (6)	22.56 (0)	26.84 (2)	39.71 (27)	13.81 (3)	19.62 (2)
5	Jaeger, Mark	241.59	68	0	0	0	19.14 (6)	34.47 (9)	16.25 (1)	22.25 (7)	17.84 (1)	18.55 (1)	35.08 (4)	39.36 (26)	17.70 (8)	20.95 (5)
6	Schmatz, Arnold	245.18	83	1	0	1	24.37 (4)	30.00 (9)	15.20 (0)	14.86 (2)	26.92 (13)	15.54 (2)	34.52 (8)	48.14 (31)	16.64 (6)	18.99 (8)
7	Himschoot, Frank	256.31	71	0	3	0	29.24 (19)	32.89 (6)	15.01 (1)	23.32 (7)	27.77 (6)	21.10 (1)	31.97 (7)	36.76 (16)	16.72 (4)	21.53 (4)
8	Schally, James	256.42	66	0	0	0	22.92 (9)	34.02 (8)	15.61 (1)	20.33 (2)	16.23 (1)	29.29 (2)	35.05 (5)	41.00 (32)	18.14 (1)	23.83 (5)
9	Khodorkovsky, Dmitry	259.15	46	0	0	0	28.34 (13)	35.41 (6)	17.36 (1)	28.00 (2)	18.69 (0)	22.08 (1)	30.32 (4)	37.13 (10)	17.18 (6)	24.64 (3)
10	Gottlieb, Michael	261.58	82	0	1	1	25.98 (15)	42.82 (23)	19.80 (6)	25.68 (6)	16.52 (1)	20.99 (2)	41.16 (12)	32.58 (9)	15.76 (1)	20.29 (7)
11	Cohen, Bruce	285.49	35	0	1	0	26.47 (14)	39.26 (3)	21.01 (0)	26.53 (6)	24.38 (2)	28.18 (0)	35.81 (0)	37.44 (3)	22.41 (7)	24.00 (0)



New Jersey State IDPA

April 20 & 21 2007


All Shooters

	Match Score	--Penalties--				Stage 1 0000-0200	Stage 2 0200-0600	Stage 3 0600-0800	Stage 4 0800-1000	Stage 5 1000-1200	Stage 6 1200-1400	Stage 7 1400-1600	Stage 8 1600-1800	Stage 9 1800-2000	Stage 10 2000-2200	
		PD	NT	PE	FN											
ESP - Marksman																
1	McGinty, Ryan	208.23	38	0	2	0	20.58 (12)	27.26 (13)	16.74 (2)	14.91 (0)	19.59 (0)	17.98 (0)	24.07 (1)	29.12 (6)	14.58 (1)	23.40 (3)
2	Jacukowicz, Leonard	217.25	63	0	2	0	20.67 (15)	28.59 (4)	19.86 (5)	19.60 (7)	16.09 (2)	18.21 (3)	27.28 (3)	30.74 (15)	15.98 (3)	20.23 (6)
3	Hayes, Jeremy	235.09	46	0	0	0	20.60 (4)	40.48 (12)	17.99 (2)	20.85 (5)	12.66 (4)	21.33 (0)	32.77 (7)	30.76 (8)	16.60 (1)	21.05 (3)
4	Acker, Martin	245.17	58	0	3	0	23.68 (16)	32.64 (1)	20.66 (3)	21.99 (7)	17.64 (0)	25.09 (3)	32.88 (4)	31.44 (14)	17.92 (6)	21.23 (4)
5	Lefebvre, Mark	255.71	61	0	2	0	22.91 (10)	37.02 (9)	18.62 (2)	26.51 (11)	21.87 (3)	20.30 (3)	37.11 (7)	35.21 (8)	14.37 (4)	21.79 (4)
6	Finnesey, Janet	292.95	59	0	0	0	35.68 (14)	37.03 (7)	21.49 (3)	25.44 (2)	23.04 (2)	23.26 (0)	33.26 (10)	45.30 (10)	19.90 (3)	28.55 (8)
7	Hall, RJ	295.36	71	1	0	1	24.00 (9)	33.66 (6)	28.07 (4)	23.03 (3)	25.08 (3)	23.36 (0)	36.63 (2)	48.20 (30)	19.47 (1)	33.86 (13)
8	Jelley, Skip	295.77	64	0	2	0	27.36 (8)	44.64 (9)	20.04 (0)	29.05 (5)	21.94 (1)	23.89 (1)	41.29 (7)	35.12 (14)	25.61 (13)	26.83 (6)
9	Albright, Troy	297.78	55	0	5	0	27.27 (13)	43.71 (8)	21.12 (1)	18.31 (6)	23.37 (4)	35.93 (5)	34.80 (2)	40.78 (13)	18.50 (0)	33.99 (3)
10	Lenczewska, Joanna	298.05	140	0	1	4	27.02 (23)	61.80 (37)	28.93 (19)	28.24 (17)	18.94 (0)	23.53 (4)	36.98 (12)	34.11 (14)	15.82 (3)	22.68 (11)
11	Hendershot, George	298.64	90	0	4	1	32.14 (12)	44.65 (13)	19.86 (2)	25.20 (12)	28.00 (12)	22.33 (3)	42.43 (6)	39.31 (13)	17.54 (5)	27.18 (12)
12	Hall, Rick	304.23	83	1	0	0	24.60 (11)	37.79 (10)	17.76 (2)	28.22 (8)	22.89 (4)	26.05 (0)	37.42 (2)	48.68 (27)	23.10 (9)	37.72 (10)
13	Kreutz, Melissa	317.67	79	0	0	1	27.08 (11)	44.20 (1)	26.91 (8)	28.75 (11)	26.01 (3)	21.08 (0)	50.32 (8)	44.01 (19)	21.35 (9)	27.96 (9)
14	Sinn, Andrew	344.03	87	1	4	0	31.23 (15)	38.48 (5)	19.07 (5)	30.04 (11)	33.54 (7)	34.01 (4)	58.69 (11)	45.55 (22)	22.24 (4)	31.18 (3)
15	Fox, Rich	344.80	105	1	0	3	26.16 (17)	40.21 (7)	18.85 (3)	42.73 (26)	32.54 (11)	33.57 (2)	52.32 (8)	46.86 (20)	21.81 (1)	29.75 (10)
16	Lefebvre, Sandy	346.63	44	0	0	0	35.45 (9)	46.50 (3)	22.39 (0)	29.40 (5)	28.20 (1)	34.25 (0)	46.50 (12)	44.59 (3)	23.84 (5)	35.51 (6)
17	Taluba, Neil	431.42	89	0	4	2	44.78 (19)	66.51 (7)	31.21 (6)	34.38 (14)	35.29 (7)	39.98 (3)	59.28 (10)	52.48 (16)	31.92 (2)	35.59 (5)
18	Good, Paul	561.96	175	2	4	1	40.66 (25)	83.90 (15)	28.86 (6)	62.43 (21)	41.51 (11)	43.97 (4)	88.41 (24)	72.25 (45)	30.43 (11)	69.54 (13)
	Beese, Kurt	INC	55	0	1	0	(0)	42.20 (11)	21.96 (6)	38.00 (21)	15.93 (10)	33.15 (7)	(0)	(0)	(0)	(0)

SSP - Stock Service Pistol

SSP - Master

DC	Redl, Todd	157.01	22	0	0	0	13.34 (1)	20.67 (2)	11.30 (1)	12.92 (1)	11.14 (1)	14.73 (1)	23.19 (6)	25.29 (7)	12.22 (2)	12.21(0)
1	Pollard, Bucky	167.30	30	0	0	1	15.61 (6)	21.76 (2)	11.44 (2)	12.58(1)	12.22 (0)	14.85 (0)	26.05 (5)	25.03 (6)	10.06(0)	17.70 (8)
2	Albrecht, Paul	168.03	30	0	0	0	15.73 (6)	21.74 (4)	13.00 (0)	15.14 (2)	14.60 (1)	15.82 (2)	21.57 (2)	25.34 (6)	10.62 (1)	14.47 (6)
3	Jones, Walt	200.99	46	0	1	0	17.30 (5)	27.51 (6)	12.11 (1)	15.05 (0)	15.99 (3)	17.06 (2)	28.33 (6)	35.61 (18)	12.21 (3)	19.82 (2)
4	Murphy, Corey	203.54	21	0	2	0	21.20 (1)	23.88 (3)	14.88 (0)	19.04 (6)	19.85 (0)	19.74 (1)	30.70 (2)	24.81 (8)	14.68 (0)	14.76 (0)
5	Dickerson, Lateif	359.09	66	1	1	1	27.38 (4)	45.93 (4)	22.80 (2)	28.41 (9)	29.66 (8)	38.67 (9)	60.63 (8)	43.01 (1)	23.29 (16)	39.31 (5)



New Jersey State IDPA


April 20 & 21 2007

All Shooters

Match Score --Penalties-- PD NT PE FN Stage 1 0000-0200 Stage 2 0200-0600 Stage 3 0600-0800 Stage 4 0800-1000 Stage 5 1000-1200 Stage 6 1200-1400 Stage 7 1400-1600 Stage 8 1600-1800 Stage 9 1800-2000 Stage 10 2000-2200

SSP - Expert

	Match Score	--Penalties-- PD NT PE FN	Stage 1 0000-0200	Stage 2 0200-0600	Stage 3 0600-0800	Stage 4 0800-1000	Stage 5 1000-1200	Stage 6 1200-1400	Stage 7 1400-1600	Stage 8 1600-1800	Stage 9 1800-2000	Stage 10 2000-2200
1 Marques, Dave	185.46	53 0 0 0	19.29 (12)	26.95 (8)	14.56 (7)	16.09 (4)	14.31 (1)	15.79 (4)	22.51 (2)	22.66(5)	14.79 (4)	18.51 (6)
2 Sinko, David	189.71	51 1 0 1	14.91 (3)	24.46 (8)	13.68 (2)	13.88 (2)	12.40 (3)	16.36 (1)	30.47 (9)	29.39 (13)	13.86 (7)	20.30 (3)
3 Buckland, Craig	190.70	30 0 0 0	15.71 (2)	25.68 (6)	13.31 (0)	19.65 (5)	15.43 (0)	18.39 (0)	23.37 (1)	29.60 (10)	13.67 (4)	15.89 (2)
4 Coppola, Charlie	212.89	94 0 1 0	15.97 (4)	29.74 (18)	11.89 (1)	18.85 (9)	18.17 (3)	18.08 (4)	27.32 (8)	32.82 (24)	16.14 (8)	23.91 (15)
5 Reinheimer, Richaro	220.32	57 0 0 0	16.95 (8)	28.04 (5)	19.78 (4)	23.15 (8)	22.79 (7)	17.95 (1)	24.77 (3)	35.24 (16)	14.10 (3)	17.55 (2)
6 Scahill, Frank	221.73	25 0 0 0	19.61 (6)	27.65 (4)	16.01 (3)	20.00 (5)	16.28 (0)	19.58 (0)	34.44 (5)	35.21 (1)	13.69 (0)	19.26 (1)
7 Meyers, James	241.70	6 1 0 0	20.33 (1)	35.48 (0)	15.28 (0)	17.93 (0)	22.37 (0)	22.88 (0)	38.03 (4)	26.84 (0)	17.82 (0)	24.74 (1)
8 McDonald, Douglas	1218.64	90 0 0 0	26.66 (15)	30.31 (10)	16.14 (6)	19.79 (7)	999.00 (0)	19.66 (8)	25.56 (6)	37.15 (16)	20.63 (12)	23.74 (10)



New Jersey State IDPA


April 20 & 21 2007

All Shooters

Match Score	--Penalties-- PD NT PE FN	Stage 1 0000-0200	Stage 2 0200-0600	Stage 3 0600-0800	Stage 4 0800-1000	Stage 5 1000-1200	Stage 6 1200-1400	Stage 7 1400-1600	Stage 8 1600-1800	Stage 9 1800-2000	Stage 10 2000-2200
-------------	------------------------------	----------------------	----------------------	----------------------	----------------------	----------------------	----------------------	----------------------	----------------------	----------------------	-----------------------

SSP - Sharpshooter

1	Bastian, Perry	203.60	46	0	0	1	23.83 (18)	27.90 (7)	12.24 (0)	17.05 (4)	14.12 (0)	14.42 (0)	36.00 (6)	28.29 (5)	12.29 (2)	17.46 (4)
2	Berger, Brian	227.32	62	1	1	0	21.46 (10)	31.70 (10)	18.83 (2)	21.98 (15)	17.72 (2)	20.35 (0)	34.06 (7)	27.63 (10)	17.01 (4)	16.58 (2)
3	Devereaux, Gene	237.52	60	0	1	1	22.45 (11)	32.65 (7)	19.90 (0)	19.81 (2)	19.72 (2)	18.44 (0)	30.59 (7)	34.17 (13)	18.00 (11)	21.79 (7)
4	Koebensky, David	247.81	73	0	2	1	22.16 (6)	31.96 (15)	16.07 (3)	22.45 (2)	11.27 (4)	22.31 (3)	40.45 (8)	41.34 (23)	15.20 (4)	24.60 (5)
5	Renfroe, Joseph	248.88	44	2	0	0	25.07 (8)	39.85 (3)	20.76 (2)	20.13 (2)	16.67 (0)	21.70 (1)	32.00 (5)	31.12 (14)	15.90 (4)	25.68 (5)
6	Bowser, Cindy	253.57	50	0	2	0	19.25 (8)	35.15 (6)	16.50 (1)	20.80 (2)	24.73 (3)	26.68 (7)	35.77 (5)	36.18 (14)	18.91 (2)	19.60 (2)
7	Vernola, Bill	256.18	77	0	2	0	20.44 (8)	41.22 (15)	16.88 (7)	19.28 (6)	23.69 (5)	25.03 (3)	28.50 (4)	41.96 (18)	17.41 (4)	21.77 (7)
8	Harding, Brian	256.61	97	2	2	0	25.17 (19)	38.66 (19)	21.07 (1)	20.40 (5)	18.67 (0)	19.54 (1)	28.30 (4)	42.22 (34)	15.78 (5)	26.80 (9)
9	Blencowe, Michael	256.82	98	0	2	2	23.35 (15)	37.07 (13)	15.87 (5)	19.53 (7)	24.96 (2)	19.52 (4)	35.01 (6)	41.41 (28)	18.65 (12)	21.45 (6)
10	Gillan, Frank	257.97	20	0	2	0	23.02 (1)	35.11 (1)	16.73 (1)	21.15 (1)	22.55 (2)	20.48 (0)	40.46 (1)	33.37 (5)	22.44 (8)	22.66 (0)
11	Green, Andrew	259.01	106	2	0	0	20.22 (14)	30.33 (8)	23.17 (12)	25.26 (8)	20.86 (12)	20.55 (1)	41.22 (8)	34.91 (29)	18.33 (12)	24.16 (2)
12	Greg, Jerry	260.49	44	1	1	0	21.57 (12)	41.57 (6)	19.79 (1)	28.15 (5)	20.73 (3)	20.71 (0)	32.15 (7)	33.43 (4)	16.63 (4)	25.76 (2)
13	Habicht, Nik	261.45	33	0	1	0	22.45 (6)	42.57 (6)	16.33 (5)	20.95 (3)	20.03 (1)	21.54 (3)	41.27 (2)	31.61 (2)	18.91 (0)	25.79 (5)
14	Focht, Gregory	261.53	80	0	2	0	25.18 (13)	44.96 (12)	19.51 (11)	17.96 (3)	21.39 (1)	22.60 (3)	28.52 (6)	35.41 (19)	17.56 (6)	28.44 (6)
15	Smith, William	264.78	119	0	4	1	21.51 (13)	37.91 (12)	20.50 (6)	19.74 (11)	19.66 (7)	15.78 (0)	33.00 (4)	47.52 (45)	21.63 (7)	27.53 (14)
16	Smith, Scott	265.61	114	1	0	1	27.08 (19)	32.08 (7)	19.14 (8)	19.11 (3)	19.86 (4)	18.51 (2)	31.42 (8)	44.86 (38)	18.93 (9)	34.62 (16)
17	Miller, Donald	267.60	69	1	2	0	19.67 (9)	33.90 (6)	15.90 (1)	23.79 (7)	21.53 (6)	35.11 (4)	40.20 (13)	39.18 (20)	14.79 (0)	23.53 (3)
18	Colon, Victor	275.96	67	0	4	1	19.91 (2)	37.60 (5)	20.94 (4)	22.21 (2)	21.69 (3)	24.16 (4)	44.32 (14)	38.24 (22)	19.66 (4)	27.23 (7)
19	Torres-Reyes, Laura	281.55	90	1	0	2	28.11 (24)	40.01 (15)	14.67 (1)	21.32 (4)	29.88 (16)	20.04 (0)	34.62 (2)	44.91 (15)	18.96 (5)	29.03 (8)
20	Ruoff, Scott	287.14	109	1	4	2	24.74 (17)	32.32 (6)	24.15 (5)	21.27 (9)	33.07 (15)	22.45 (4)	36.97 (8)	43.46 (34)	18.57 (7)	30.14 (4)
21	Kulnis, Bill	293.71	87	1	0	0	28.66 (19)	38.18 (13)	19.70 (2)	22.28 (2)	25.45 (3)	23.47 (1)	38.59 (3)	47.35 (27)	24.89 (15)	25.14 (2)
22	Torres-Reyes, Jose	323.08	119	2	1	2	32.29 (13)	54.03 (24)	17.39 (4)	27.19 (5)	29.78 (14)	36.36 (10)	35.17 (10)	41.66 (17)	20.38 (9)	28.83 (13)
23	Hipp, Ronald	1242.58	56	1	2	1	25.45 (7)	38.14 (2)	17.76 (2)	27.05 (5)	21.47 (0)	22.76 (2)	40.07 (12)	35.87 (20)	15.01 (6)	999.00 (0)



New Jersey State IDPA

April 20 & 21 2007

All Shooters

Match Score --Penalties-- PD NT PE FN Stage 1 0000-0200 Stage 2 0200-0600 Stage 3 0600-0800 Stage 4 0800-1000 Stage 5 1000-1200 Stage 6 1200-1400 Stage 7 1400-1600 Stage 8 1600-1800 Stage 9 1800-2000 Stage 10 2000-2200

SSP - Marksman

Match Score	--Penalties-- PD NT PE FN	Stage 1 0000-0200	Stage 2 0200-0600	Stage 3 0600-0800	Stage 4 0800-1000	Stage 5 1000-1200	Stage 6 1200-1400	Stage 7 1400-1600	Stage 8 1600-1800	Stage 9 1800-2000	Stage 10 2000-2200	
1 Pinard, Geoffrey	248.89	55 0 3 0	24.94 (11)	34.10 (6)	15.28 (1)	21.51 (0)	18.25 (3)	19.72 (3)	29.47 (2)	40.20 (18)	21.46 (9)	23.96 (2)
2 Blecker, Badford	253.27	68 0 0 1	20.68 (11)	38.48 (5)	17.43 (1)	24.09 (15)	17.16 (3)	14.80 (3)	40.50 (9)	36.19 (21)	18.68 (0)	25.26 (0)
3 DePolo, Dominick	263.57	49 0 3 0	24.65 (11)	35.67 (1)	18.12 (5)	27.11 (11)	20.80 (1)	27.93 (0)	34.93 (2)	32.10 (11)	20.18 (6)	22.08 (1)
4 Schneck, Walter	273.25	29 0 0 0	25.37 (7)	37.72 (7)	20.72 (3)	25.72 (2)	19.03 (0)	23.63 (0)	38.44 (8)	38.58 (1)	19.33 (0)	24.71 (1)
5 Soltesz, John	284.79	63 0 1 1	24.67 (10)	41.18 (9)	21.31 (4)	23.27 (4)	25.05 (2)	22.96 (8)	40.02 (4)	41.21 (11)	20.63 (5)	24.49 (6)
6 Arcaro, Joseph	288.37	88 1 0 1	27.98 (17)	39.68 (11)	15.89 (0)	30.25 (18)	21.13 (2)	28.66 (1)	36.61 (7)	39.84 (22)	20.38 (4)	27.95 (6)
7 Roberts, Joseph	299.48	112 0 2 2	27.83 (14)	45.10 (14)	19.13 (8)	24.93 (9)	22.09 (4)	21.67 (5)	41.74 (7)	40.86 (23)	21.00 (9)	35.13 (19)
8 Jelley, Mark	306.86	108 0 1 1	29.14 (24)	39.69 (17)	22.12 (1)	26.88 (15)	20.72 (0)	25.36 (1)	50.55 (11)	46.40 (30)	19.51 (5)	26.49 (4)
9 Melisi, Maryann	311.55	79 0 0 1	26.27 (11)	43.08 (7)	19.85 (4)	30.24 (13)	37.44 (11)	21.90 (0)	43.62 (10)	46.12 (12)	18.27 (5)	24.76 (6)
10 Knuth, Allen	315.38	63 0 1 2	25.93 (11)	51.90 (10)	19.64 (3)	28.47 (5)	31.36 (12)	23.46 (3)	50.07 (7)	40.68 (6)	17.76 (1)	26.11 (5)
11 Konopka, Joseph	349.55	136 0 0 3	37.86 (30)	55.91 (33)	21.65 (6)	26.26 (10)	26.46 (3)	24.83 (1)	59.94 (14)	40.66 (14)	26.84 (17)	29.14 (8)
12 Rocker, Gregory	354.02	122 0 4 2	33.94 (21)	56.85 (29)	23.62 (2)	35.16 (9)	22.51 (4)	33.08 (4)	51.19 (6)	45.38 (22)	21.85 (11)	30.44 (14)
13 Linford, Ron	365.28	66 1 1 3	30.65 (8)	49.92 (4)	20.48 (1)	31.67 (5)	24.63 (0)	29.42 (3)	67.58 (25)	45.95 (15)	27.49 (1)	37.49 (4)
14 Dellea-Giltner, Pam	390.10	168 0 0 3	43.66 (41)	49.81 (22)	26.96 (13)	25.44 (8)	28.30 (3)	31.74 (5)	60.68 (12)	54.08 (29)	24.81 (17)	44.62 (18)
15 Palagruto, Vincent	394.66	51 0 1 0	42.34 (20)	71.26 (1)	21.65 (0)	39.12 (7)	37.69 (3)	32.22 (5)	52.74 (6)	35.34 (0)	35.02 (6)	27.28 (3)
16 Yake, Bonnie	421.74	148 1 1 3	38.32 (27)	62.09 (28)	38.84 (14)	32.95 (13)	27.25 (3)	29.09 (4)	68.08 (7)	59.43 (30)	26.64 (8)	39.05 (14)
17 Calogero-Glover, Richard	441.23	164 2 3 7	30.05 (20)	70.94 (35)	29.02 (15)	43.50 (31)	36.64 (5)	40.06 (11)	94.35 (19)	43.50 (14)	25.81 (12)	27.36 (2)
18 Pason, Chuck	449.84	188 0 2 4	36.79 (21)	61.98 (24)	25.77 (4)	41.14 (6)	29.95 (9)	40.54 (11)	68.20 (23)	73.29 (63)	28.51 (7)	43.67 (20)
19 Demcher, Stephen	1332.59	125 1 2 5	29.21 (24)	43.03 (21)	19.36 (4)	34.32 (11)	55.02 (14)	999.00 (0)	59.18 (13)	41.42 (14)	24.71 (15)	27.34 (9)

ESR - Enhanced Service Revolver

ESR - Master


DC Olhasso, Dave	201.06	54 0 1 0	20.17 (5)	30.69 (9)	14.69 (6)	20.94 (9)	15.29 (1)	18.70 (1)	23.51 (4)	25.90 (11)	12.66 (2)	18.51 (6)
------------------	---------------	----------	-----------	-----------	-----------	-----------	-----------	-----------	-----------	------------	-----------	-----------

ESR - Expert

1 Lentz, Josh	217.77	70 0 0 0	24.52 (12)	31.34 (10)	12.93 (3)	19.87 (4)	17.06 (2)	16.16 (2)	34.21 (8)	30.89 (20)	12.69 (4)	18.10 (5)
---------------	---------------	----------	------------	------------	-----------	-----------	-----------	-----------	-----------	------------	-----------	-----------

ESR - Sharpshooter

1 DiNuzio, Michael	338.70	69 1 4 0	29.36 (8)	43.59 (13)	21.10 (1)	38.78 (16)	26.19 (1)	30.84 (1)	47.87 (5)	37.70 (17)	30.07 (3)	33.20 (4)
--------------------	---------------	----------	-----------	------------	-----------	------------	-----------	-----------	-----------	------------	-----------	-----------




New Jersey State IDPA

April 20 & 21 2007

All Shooters

	Match Score	--Penalties--				Stage 1	Stage 2	Stage 3	Stage 4	Stage 5	Stage 6	Stage 7	Stage 8	Stage 9	Stage 10	
		PD	NT	PE	FN	0000-0200	0200-0600	0600-0800	0800-1000	1000-1200	1200-1400	1400-1600	1600-1800	1800-2000	2000-2200	
ESR - Marksman																
1	Fry, Gary	308.13	64	0	1	1	43.45 (24)	39.44 (7)	20.79 (5)	31.24 (7)	21.83 (2)	23.48 (0)	41.11 (6)	34.57 (9)	23.03 (2)	29.19 (2)
2	Vanalstyne, Chuck	336.57	94	1	0	1	36.24 (20)	40.42 (8)	18.79 (2)	45.10 (19)	26.67 (6)	40.94 (2)	36.21 (2)	44.21 (22)	20.14 (5)	27.85 (8)
SSR - Stock Service Revolver																
SSR - Expert																
DC	Murphy, Ted	272.18	39	0	0	0	22.89 (1)	35.28 (10)	14.61 (0)	30.81 (10)	29.07 (1)	21.90 (0)	39.38 (6)	29.60 (4)	17.60 (3)	31.04 (4)
SSR - Sharpshooter																
1	Fuller, Steven	280.19	64	0	1	1	29.67 (6)	37.78 (14)	17.54 (2)	26.61 (6)	17.22 (8)	31.31 (1)	44.07 (13)	31.99 (8)	19.00 (3)	25.00 (3)
SSR - Marksman																
1	Ortbach, Kenneth	332.16	69	0	1	0	32.96 (12)	53.37 (10)	20.88 (1)	37.76 (4)	28.86 (1)	25.13 (1)	40.87 (1)	39.27 (27)	24.78 (8)	28.28 (4)



New Jersey State IDPA April 20 & 21 2007

All Shooters

Total Match Penalties:

Target Points Down (PD) - 9,286

Hits on Non-Threats (NT) - 50

Procedural Errors (PE) - 158

Failures to Neutralize (FN) - 94

Key to Penalties:

PD = Target Points Down. Each point down adds 1/2 second to your score.

NT = Hit on Non Threat target. Each HNT adds 5 seconds to your score.

PE = Procedural Error. Each adds 3 seconds to your score.

FN = Failure to Neutralize (no hits in the 0 or -1 zone) Each adds 5 seconds to your score.

Key to Abbreviations:

CDP = **Custom Defensive Pistol**, such as 1911. Must be .45 ACP with maximum magazine load of 8 rounds

ESP = **Enhanced Service Pistol**, single action or SA/DA such as H&K P7 or CZ-75 or Springfield XD

SSP = **Stock Service Pistol**, double action or 'Safe Action' such as Glock or SIG

ESR = **Enhanced Service Revolver**, rimmed or rimless ammo, full moon clip, power factor of 165,000

SSR = **Stock Service Revolver**, rimmed case ammo, no full moon clips