

NJ State IDPA Championsip June 11-12 2011

All Shooters

CDP Champion: David Olhasso CDP - Master 114.26 (18)
 ESP Champion: Christopher (AJ) Stuart ESP - Master 123.43 (22)
 SSP Champion: David Dolio SSP - Master 137.52 (37)
 SSR Champion: Richard S Allen SSR - Sharpshooter 260.73 (41)

High Senior: Johann Silbitzer SSP - Master 145.78 (30)
 High Lady: Cindy Bowser ESP - Expert 174.55 (51)
 High Law Enforcement: Johann Silbitzer SSP - Master 145.78 (30)
 High Industry: David Olhasso CDP - Master 114.26 (18)
 High International: Johann Silbitzer SSP - Master 145.78 (30)
 High Military: Laura Torres-Reyes SSP - Expert 197.39 (53)
 High Military Veteran: David Streichert CDP - Expert 161.39 (37)
 High Distinguished Senior: Peter B. Hoffman ESP - Master 181.36 (47)
 Most Accurate: David Olhasso CDP - Master 114.26 (18)

Match --Penalties--

Score PD NT PE FN Stage 1 Stage 2 Stage 3 Stage 4 Stage 5 Stage 6 Stage 7 Stage 8 Stage 9 Stage 10

CDP - Custom Defensive Pistol

CDP - Master

	Score	PD	NT	PE	FN	<u>Stage 1</u>	<u>Stage 2</u>	<u>Stage 3</u>	<u>Stage 4</u>	<u>Stage 5</u>	<u>Stage 6</u>	<u>Stage 7</u>	<u>Stage 8</u>	<u>Stage 9</u>	<u>Stage 10</u>
1 Olhasso, David	114.26	18	0	0	0	12.50(2)	10.57(2)	16.84(3)	3.81(0)	19.29(2)	16.94(1)	(0)	7.10(3)	22.82(5)	4.39(0)
2 Alexander, Michael	132.85	21	0	1	0	14.52(4)	13.36(6)	17.09(0)	3.33(0)	23.36(3)	24.06(2)	(0)	6.00(1)	26.53(5)	4.60(0)
3 Linskey, Joe	147.15	46	0	1	1	18.70(10)	11.57(2)	23.34(2)	3.33(0)	21.38(6)	20.72(2)	(0)	5.59(3)	37.01(20)	5.51(1)
4 Pollard, Bucky	151.96	42	1	0	0	16.47(7)	14.06(5)	23.28(5)	3.79(0)	25.15(3)	19.48(0)	(0)	7.94(8)	34.55(10)	7.24(4)
5 Shalter, Scott A.	160.56	29	0	1	0	15.06(6)	16.66(6)	22.80(0)	3.77(0)	29.14(3)	20.14(1)	(0)	6.20(1)	41.98(12)	4.81(0)
6 Bass, Michael	171.19	42	0	1	1	16.29(5)	23.28(3)	20.87(2)	4.75(0)	29.71(2)	24.87(7)	(0)	8.37(5)	38.27(18)	4.78(0)
7 Pedrana, Marco	172.40	80	0	1	1	15.82(8)	16.99(10)	25.07(4)	7.21(1)	28.79(8)	26.34(11)	(0)	6.17(4)	36.69(25)	9.32(9)



NJ State IDPA Championsip

June 11-12 2011

All Shooters

Match Score --Penalties--
PD NT PE FN

Stage 1 Stage 2 Stage 3 Stage 4 Stage 5 Stage 6 Stage 7 Stage 8 Stage 9 Stage 10

CDP - Expert

	Match Score	PD	NT	PE	FN	Stage 1	Stage 2	Stage 3	Stage 4	Stage 5	Stage 6	Stage 7	Stage 8	Stage 9	Stage 10
1 Streichert, David	161.39	37	0	0	0	19.40 (10)	15.99 (3)	24.28 (0)	4.26 (1)	27.40 (1)	23.22 (2)	(0)	9.11 (6)	30.43 (11)	7.30 (3)
2 Ortbach, Ken	175.18	64	0	0	1	17.20 (9)	15.10 (10)	27.84 (7)	4.15 (2)	30.19 (3)	21.19 (0)	(0)	6.21 (4)	43.49 (22)	9.81 (7)
3 Stepien, John	182.35	58	1	1	1	19.71 (11)	14.46 (4)	25.13 (3)	3.54 (0)	30.82 (9)	26.49 (7)	(0)	8.74 (6)	45.37 (17)	8.09 (1)
4 Dwyer, Bob	224.67	55	0	1	0	20.60 (7)	23.53 (11)	33.13 (5)	5.64 (0)	45.49 (7)	35.46 (10)	(0)	10.86 (9)	41.37 (5)	8.59 (1)
5 Whitlock, Mark	233.85	49	0	2	1	20.51 (5)	22.03 (8)	26.71 (4)	5.51 (1)	37.28 (2)	38.20 (1)	(0)	9.81 (8)	64.55 (19)	9.25 (1)
Jablonski, David	INC	0	0	0	0	(0)	(0)	(0)	(0)	(0)	(0)	(0)	(0)	(0)	(0)
Lewis, Bob	INC	0	0	0	0	(0)	(0)	(0)	(0)	(0)	(0)	(0)	(0)	(0)	(0)


CDP - Sharpshooter

1 Healy, John M.	168.84	48	0	1	0	20.15 (6)	18.43 (9)	20.15 (2)	4.48 (1)	29.12 (8)	26.98 (0)	(0)	9.93 (8)	32.81 (11)	6.79 (3)
2 Green, Cameron	195.91	70	1	1	1	18.50 (7)	24.68 (16)	25.96 (7)	4.93 (1)	32.21 (5)	27.61 (3)	(0)	11.51 (11)	43.71 (16)	6.80 (4)
3 Jones, Paul	220.97	73	0	0	1	19.36 (9)	23.66 (14)	36.26 (7)	5.51 (2)	42.32 (7)	33.79 (11)	(0)	21.09 (15)	32.62 (8)	6.36 (0)
4 Hughes, William T	225.13	35	0	1	0	19.63 (4)	28.63 (16)	27.56 (5)	6.50 (1)	37.86 (3)	32.64 (0)	(0)	13.75 (1)	31.84 (4)	26.72 (1)
5 Lenczewska, Joanna	231.66	104	1	1	1	23.23 (16)	21.22 (11)	27.87 (8)	5.57 (2)	51.74 (8)	26.54 (8)	(0)	10.87 (9)	54.35 (33)	10.27 (9)
6 Tiger, Roy	238.80	58	1	2	3	22.65 (9)	23.99 (6)	30.98 (2)	5.19 (0)	44.20 (3)	33.87 (0)	(0)	11.60 (10)	58.04 (28)	8.28 (0)
7 Diem Jr., Don	260.01	51	0	3	1	24.85 (6)	27.09 (9)	35.56 (0)	6.76 (0)	51.11 (5)	41.44 (1)	(0)	11.69 (6)	45.88 (19)	15.63 (5)
8 Palagruto, Vince	260.85	66	0	0	1	22.35 (10)	27.97 (15)	35.62 (8)	7.07 (1)	45.84 (7)	35.85 (1)	(0)	9.16 (6)	61.38 (12)	15.61 (6)
9 Shuter, John D.	268.25	83	0	2	1	24.81 (10)	36.46 (19)	35.62 (3)	6.81 (5)	61.89 (17)	32.13 (1)	(0)	11.15 (4)	43.20 (13)	16.18 (11)
DiNunzio, Michael	INC	0	0	0	0	(0)	(0)	(0)	(0)	(0)	(0)	(0)	(0)	(0)	(0)

CDP - Marksman

1 Garvin, Sean	233.33	79	1	2	0	24.59 (15)	21.43 (10)	31.75 (5)	5.45 (2)	45.48 (13)	42.25 (9)	(0)	9.69 (7)	42.98 (11)	9.71 (7)
2 Palmer, Robert M.	250.82	35	1	0	0	24.91 (5)	24.56 (9)	31.86 (0)	6.98 (1)	58.36 (5)	41.87 (0)	(0)	8.98 (5)	44.14 (10)	9.16 (0)
3 Foreman, Marc	252.20	74	1	2	3	22.10 (12)	23.73 (11)	38.64 (0)	5.02 (0)	48.03 (10)	34.00 (1)	(0)	6.55 (1)	66.70 (39)	7.43 (0)
4 Grady, Kenneth	275.17	115	0	3	4	27.85 (20)	37.77 (29)	32.70 (10)	6.15 (0)	57.71 (24)	28.72 (1)	(0)	17.71 (6)	56.16 (24)	10.40 (1)
5 Tinley, John	278.69	45	0	3	0	28.19 (9)	27.45 (10)	40.20 (5)	6.31 (1)	55.59 (6)	52.94 (1)	(0)	8.56 (5)	48.23 (8)	11.22 (0)
6 Koebensky, Dave M.	285.46	78	1	1	1	27.22 (10)	28.72 (12)	31.29 (4)	6.01 (1)	55.50 (7)	50.33 (11)	(0)	16.58 (6)	56.00 (24)	13.81 (3)
7 Edwards, Larry	302.49	78	0	5	3	31.01 (16)	29.61 (13)	39.78 (9)	8.91 (1)	56.80 (4)	53.01 (7)	(0)	16.05 (9)	58.03 (17)	9.29 (2)

ESP - Enhanced Service Pistol



NJ State IDPA Championsip June 11-12 2011

All Shooters

Match Score --Penalties--
PD NT PE FN

Stage 1 Stage 2 Stage 3 Stage 4 Stage 5 Stage 6 Stage 7 Stage 8 Stage 9 Stage 10

ESP - Master


1	Stuart, Christopher (AJ)	123.43	22	0	0	0	13.06 (2)	14.20 (5)	16.96 (2)	3.93 (0)	20.99 (2)	18.15 (0)	(0)	6.77 (2)	24.83 (9)	4.54 (0)
2	Sherman, Steven	149.58	48	0	0	0	18.04 (11)	14.41 (4)	22.28 (2)	3.60 (0)	26.77 (10)	23.12 (5)	(0)	7.30 (3)	28.41 (12)	5.65 (1)
3	Hoffman, Peter B.	181.36	47	0	0	1	18.51 (4)	22.65 (17)	27.90 (2)	4.45 (0)	28.05 (1)	26.09 (3)	(0)	9.39 (4)	38.32 (16)	6.00 (0)
4	Murphy, Ted	183.28	60	0	2	1	17.59 (8)	20.77 (7)	29.10 (2)	8.07 (2)	30.83 (9)	33.28 (18)	(0)	7.97 (7)	28.64 (6)	7.03 (1)
	McGinty, James E	INC	0	0	0	0	(0)	(0)	(0)	(0)	(0)	(0)	(0)	(0)	(0)	(0)
	Redl, Todd	INC	0	0	0	0	(0)	(0)	(0)	(0)	(0)	(0)	(0)	(0)	(0)	(0)

ESP - Expert

1	Scahill Jr., Frank	157.47	43	0	1	0	17.02 (5)	18.36 (11)	23.09 (2)	7.31 (0)	25.98 (2)	20.54 (2)	(0)	8.49 (8)	30.71 (12)	5.97 (1)
2	Pastrana, Joe	167.50	45	1	1	0	21.01 (12)	18.74 (8)	23.42 (3)	4.90 (0)	25.02 (3)	25.24 (2)	(0)	7.08 (3)	35.46 (12)	6.63 (2)
3	Bowser, Cindy	174.55	51	0	1	1	18.41 (8)	21.27 (12)	23.08 (3)	5.52 (2)	24.33 (3)	21.53 (2)	(0)	12.33 (10)	42.53 (10)	5.55 (1)
4	Pescatore Jr., Raymond	175.90	35	0	1	0	22.31 (10)	17.61 (7)	26.23 (5)	5.46 (1)	32.08 (3)	22.63 (3)	(0)	6.82 (2)	36.70 (3)	6.06 (1)
5	Rudko, Taras W	177.28	39	1	3	0	20.45 (6)	20.27 (7)	26.53 (3)	4.09 (0)	24.39 (4)	23.36 (6)	(0)	5.71 (0)	40.42 (12)	12.06 (1)
6	Davoli, Ralph A.	177.37	58	0	1	1	18.20 (10)	14.07 (6)	30.02 (5)	4.18 (0)	32.99 (6)	18.82 (2)	(0)	6.91 (2)	45.38 (25)	6.80 (2)
7	Olinchak, Matt	186.36	68	0	4	2	15.32 (7)	17.80 (8)	47.77 (12)	4.07 (0)	24.14 (9)	20.85 (8)	(0)	7.06 (6)	41.38 (17)	7.97 (1)
8	Jacukowicz, Leonard	212.88	103	0	0	2	18.67 (10)	24.73 (17)	33.01 (2)	5.39 (2)	31.52 (14)	24.33 (14)	(0)	12.48 (9)	53.89 (30)	8.86 (5)
9	Davoli, Kyle M.	236.90	83	1	2	2	22.33 (13)	19.88 (7)	20.74 (4)	6.76 (2)	41.65 (15)	31.79 (5)	(0)	10.70 (2)	73.23 (34)	9.82 (1)

ESP - Sharpshooter

1	Jensen, Dan	179.02	88	0	0	2	20.41 (14)	18.59 (14)	20.70 (2)	5.64 (3)	40.38 (21)	23.04 (7)	(0)	7.57 (4)	35.46 (19)	7.23 (4)
2	Hopper, Tim	181.94	55	1	0	1	20.42 (5)	21.46 (16)	24.67 (4)	5.49 (2)	27.63 (8)	23.34 (2)	(0)	7.16 (3)	46.51 (15)	5.26 (0)
3	Robina, John A	182.03	52	0	2	0	16.33 (5)	19.02 (7)	27.61 (6)	8.01 (1)	34.20 (6)	27.32 (0)	(0)	11.28 (11)	30.78 (12)	7.48 (4)
4	Raike, Robert	194.70	46	1	2	1	21.48 (7)	19.44 (6)	27.50 (4)	5.26 (0)	30.69 (10)	26.73 (0)	(0)	6.95 (2)	49.60 (17)	7.05 (0)
5	Gaddi, Emanuele	201.82	77	0	2	1	19.95 (9)	15.53 (7)	27.53 (1)	6.17 (2)	29.93 (8)	40.04 (8)	(0)	10.57 (9)	40.87 (30)	11.23 (3)
6	Romanowski Jr., Bill	203.13	43	0	1	1	20.34 (3)	23.35 (12)	33.10 (8)	5.92 (1)	29.62 (1)	27.48 (2)	(0)	18.38 (11)	36.82 (4)	8.12 (1)
7	Matthys Jr, F H	247.92	82	1	1	2	21.29 (6)	28.13 (21)	36.47 (1)	4.93 (1)	44.74 (12)	33.90 (3)	(0)	7.48 (3)	62.93 (30)	8.05 (5)



NJ State IDPA Championsip

June 11-12 2011

All Shooters

Match --Penalties--
Score PD NT PE FN

Stage 1 Stage 2 Stage 3 Stage 4 Stage 5 Stage 6 Stage 7 Stage 8 Stage 9 Stage 10

ESP - Marksman

1	Langley, George	221.32	51	0	1	1	20.47 (7)	24.99 (11)	35.64 (4)	5.76 (0)	38.69 (3)	30.29 (0)	(0)	9.32 (7)	44.59 (12)	11.57 (7)
2	Belloff, Bob	229.53	44	0	0	0	22.40 (9)	22.19 (9)	38.33 (2)	5.50 (0)	35.40 (4)	29.62 (0)	(0)	8.78 (4)	55.94 (16)	11.37 (0)
3	Garvin, Rebecca	230.02	56	0	0	1	24.13 (9)	22.72 (6)	35.24 (8)	5.73 (1)	39.49 (7)	36.18 (9)	(0)	17.65 (12)	40.49 (4)	8.39 (0)
4	Mercado, Carlos	230.26	58	0	1	1	23.13 (11)	22.03 (6)	33.22 (0)	6.13 (0)	43.46 (8)	30.67 (6)	(0)	18.92 (15)	42.29 (11)	10.41 (1)
5	Loh, Steven Y.	232.27	73	0	1	1	25.85 (20)	28.57 (11)	40.10 (14)	8.03 (0)	31.63 (2)	29.97 (5)	(0)	11.04 (10)	45.93 (9)	11.15 (2)
6	Powell, Nolan	288.24	67	0	4	3	19.90 (2)	31.66 (4)	44.12 (6)	6.41 (0)	46.79 (8)	32.53 (1)	(0)	25.22 (18)	70.13 (26)	11.48 (2)
7	David, Zaldy	293.20	106	0	3	3	28.03 (13)	43.06 (23)	29.60 (4)	9.50 (3)	59.99 (22)	38.37 (3)	(0)	14.23 (9)	63.28 (27)	7.14 (2)
8	Good, Paul	423.26	154	1	2	5	41.11 (16)	38.10 (28)	55.06 (7)	9.38 (3)	87.32 (18)	55.00 (11)	(0)	21.61 (15)	95.80 (52)	19.88 (4)

ESP - Unclassified

	Plum Jr, John D.	INC	0	0	0	0	(0)	(0)	(0)	(0)	(0)	(0)	(0)	(0)	(0)	(0)
--	------------------	------------	---	---	---	---	-----	-----	-----	-----	-----	-----	-----	-----	-----	-----

SSP - Stock Service Pistol

SSP - Master

1	Dolio, David	137.52	37	0	0	0	15.09 (4)	14.68 (4)	20.01 (2)	4.02 (0)	19.56 (2)	17.42 (3)	(0)	6.98 (2)	34.68 (20)	5.08 (0)
2	Silbitzer, Johann	145.78	30	0	0	1	15.65 (3)	16.60 (9)	22.64 (1)	4.49 (0)	24.16 (4)	18.95 (2)	(0)	5.10(1)	30.50 (9)	7.69 (1)
	Pitha, Joe	INC	0	0	0	0	(0)	(0)	(0)	(0)	(0)	(0)	(0)	(0)	(0)	(0)

SSP - Expert

1	Schaeffer, John	159.55	74	0	1	0	23.40 (23)	21.03 (9)	23.21 (7)	4.20 (1)	28.69 (15)	22.05 (4)	(0)	6.49 (4)	25.16 (9)	5.32 (2)
2	Scartozzi, James	181.81	69	0	0	1	18.21 (9)	16.01 (8)	33.04 (13)	5.78 (0)	27.62 (2)	23.99 (2)	(0)	11.13 (11)	36.20 (22)	9.83 (2)
3	Galati, Ron	186.63	46	1	1	1	17.66 (10)	20.93 (6)	24.11 (3)	5.27 (0)	23.23 (1)	23.68 (6)	(0)	8.46 (2)	57.33 (17)	5.96 (1)
4	Burba, Terry	188.39	57	1	0	3	18.32 (9)	16.17 (6)	26.22 (3)	5.07 (1)	28.46 (10)	22.70 (1)	(0)	6.79 (1)	59.40 (25)	5.26 (1)
5	Torres-Reyes, Laura	197.39	53	1	2	1	17.95 (4)	23.16 (12)	28.44 (6)	4.71 (1)	28.50 (8)	25.44 (3)	(0)	13.43 (4)	46.09 (14)	9.67 (1)
6	Bartha, Steve	207.14	84	1	2	1	26.15 (21)	17.95 (10)	36.10 (11)	7.14 (6)	35.22 (15)	31.09 (6)	(0)	8.65 (6)	39.04 (8)	5.80 (1)
	McGinty, Joseph F.	INC	0	0	0	0	(0)	(0)	(0)	(0)	(0)	(0)	(0)	(0)	(0)	(0)



NJ State IDPA Championsip

June 11-12 2011

All Shooters

Match --Penalties--
Score PD NT PE FN

Stage 1 Stage 2 Stage 3 Stage 4 Stage 5 Stage 6 Stage 7 Stage 8 Stage 9 Stage 10

SSP - Sharpshooter

	Match Score	PD	NT	PE	FN	Stage 1	Stage 2	Stage 3	Stage 4	Stage 5	Stage 6	Stage 7	Stage 8	Stage 9	Stage 10
1 Richards, Tom	173.69	42	1	2	1	16.07 (4)	17.44 (7)	25.15 (2)	3.83(0)	26.95 (3)	25.83 (5)	(0)	6.99 (2)	42.73 (11)	8.70 (8)
2 Lambert, Ken	178.44	59	1	2	2	15.70 (2)	24.98 (12)	24.94 (2)	4.00(0)	22.91 (7)	26.52 (11)	(0)	9.05 (7)	42.88 (13)	7.46 (5)
3 Boyer, Bob	199.10	82	0	2	0	16.91 (5)	24.56 (21)	30.82 (8)	7.31 (0)	30.22 (12)	34.29 (12)	(0)	13.25 (11)	32.95 (7)	8.79 (6)
4 Morgan, Bill	209.47	43	0	3	1	20.21 (7)	22.68 (6)	29.16 (4)	5.09(1)	32.70 (2)	38.50 (2)	(0)	17.69 (14)	36.33 (7)	7.11 (0)
5 Shatrowsky, Robert	211.58	58	1	1	1	22.54 (9)	20.52 (8)	32.12 (4)	5.23(1)	36.30 (9)	26.56 (3)	(0)	16.78 (11)	46.31 (13)	5.22 (0)
6 Miller, Donald F.	213.81	41	1	1	1	21.58 (5)	22.68 (8)	29.55 (3)	4.94(1)	33.15 (2)	27.74 (4)	(0)	12.89 (4)	53.20 (14)	8.08 (0)
7 Hoffman, Ron	220.90	72	0	1	0	30.24 (29)	23.79 (7)	30.08 (3)	5.50(2)	51.20 (13)	35.06 (4)	(0)	9.98 (4)	28.44 (9)	6.61 (1)
8 Balak, James T	226.25	68	0	5	0	20.24 (5)	25.21 (16)	28.83 (9)	10.88(1)	45.99 (10)	38.45 (2)	(0)	7.71 (4)	38.71 (18)	10.23 (3)
9 Hergert, Earl	238.47	85	1	1	3	26.32 (19)	34.18 (21)	28.96 (2)	5.87(2)	35.08 (8)	30.33 (4)	(0)	16.44 (10)	54.36 (18)	6.93 (1)
10 Demcher Sr, Stephen N.	242.74	72	0	0	2	27.13 (15)	23.99 (4)	32.16 (1)	5.61(0)	43.03 (9)	28.03 (3)	(0)	8.89 (4)	57.90 (31)	16.00 (5)
11 Banker, Hetal	265.29	77	1	2	2	22.80 (5)	37.30 (14)	29.87 (3)	9.65(0)	49.22 (10)	47.84 (20)	(0)	17.46 (12)	42.81 (12)	8.34 (1)
12 Torres-Reyes, Jose	290.12	110	0	1	4	27.73 (19)	29.42 (15)	45.30 (14)	6.41(1)	49.92 (15)	36.72 (10)	(0)	7.83 (3)	77.38 (33)	9.41 (0)
Garduque, Alexander	INC	0	0	0	0	(0)	(0)	(0)	(0)	(0)	(0)	(0)	(0)	(0)	(0)


SSP - Marksman

1 Ilardo, Joe	212.08	49	1	1	1	18.30 (6)	19.00 (6)	35.39 (3)	7.20(0)	35.68 (8)	28.78 (3)	(0)	12.47 (7)	45.69 (16)	9.57 (0)
2 Richmond, Dan	245.75	80	0	1	1	29.20 (27)	49.28 (11)	34.38 (11)	6.28(2)	38.23 (3)	23.64 (2)	(0)	17.76 (14)	35.71 (7)	11.27 (3)
3 Young, Jim	252.95	101	1	1	3	25.40 (14)	25.62 (18)	35.28 (1)	9.60(0)	48.81 (16)	33.78 (12)	(0)	10.28 (7)	55.73 (33)	8.45 (0)
4 Gurowitz, Mitch	267.64	67	1	1	1	31.67 (18)	25.60 (11)	36.96 (3)	6.05(1)	48.81 (6)	36.68 (3)	(0)	9.11 (5)	65.44 (18)	7.32 (2)
5 Boyle, David	304.31	143	1	2	6	33.15 (28)	45.08 (33)	29.69 (6)	6.15(3)	43.55 (5)	40.99 (14)	(0)	20.04 (13)	77.36 (41)	8.30 (0)
6 Richards, Kitty	313.70	101	0	2	2	30.08 (8)	41.23 (25)	46.17 (2)	9.97(2)	58.10 (10)	46.87 (21)	(0)	20.14 (12)	48.04 (13)	13.10 (8)
7 Fecca, James T	323.31	90	1	4	1	29.61 (8)	32.99 (18)	51.69 (6)	13.19(2)	47.74 (4)	48.61 (8)	(0)	19.96 (13)	63.70 (31)	15.82 (0)
8 Yake, Bonnie P.	341.45	127	1	1	5	40.27 (21)	25.46 (18)	44.30 (6)	6.39(1)	52.55 (14)	34.54 (7)	(0)	17.05 (8)	101.88 (48)	19.01 (4)
Lucero, Mucio	INC	0	0	0	0	(0)	(0)	(0)	(0)	(0)	(0)	(0)	(0)	(0)	(0)
Mulligan, Joseph P.	INC	0	0	0	0	(0)	(0)	(0)	(0)	(0)	(0)	(0)	(0)	(0)	(0)

SSR - Stock Service Revolver

SSR - Sharpshooter

1 Allen, Richard S	260.73	41	1	3	0	22.17 (5)	34.46 (14)	30.91 (3)	8.18(0)	35.61 (4)	47.02 (0)	(0)	10.82 (10)	54.14 (5)	17.42 (0)
--------------------	---------------	----	---	---	---	-----------	------------	-----------	---------	-----------	-----------	-----	------------	-----------	-----------



NJ State IDPA Championsip June 11-12 2011

All Shooters

Total Match Penalties:

Target Points Down (PD) - 5,445

Hits on Non-Threats (NT) - 33

Procedural Errors (PE) - 115

Failures to Neutralize (FN) - 104

Key to Penalties:

PD = Target Points Down. Each point down adds 1/2 second to your score.

NT = Hit on Non Threat target. Each HNT adds 5 seconds to your score.

PE = Procedural Error. Each adds 3 seconds to your score.

FN = Failure to Neutralize (no hits in the 0 or -1 zone) Each adds 5 seconds to your score.

Key to Abbreviations:

CDP = **Custom Defensive Pistol**, such as 1911. Must be .45 ACP with maximum magazine load of 8 rounds

ESP = **Enhanced Service Pistol**, single action or SA/DA such as H&K P7 or CZ-75 or Springfield XD

SSP = **Stock Service Pistol**, double action or 'Safe Action' such as Glock or SIG

ESR = **Enhanced Service Revolver**, rimmed or rimless ammo, full moon clip, power factor of 165,000

SSR = **Stock Service Revolver**, rimmed case ammo, no full moon clips